

CMSC45




Product Family Coffee machine
Type Automatic
Category 45 cm compact







Aesthetics








Colour	Silver	Type of steel	Brushed
Finishing	Glossy	Logo	Silk screen
Aesthetics	Linea		

Controls

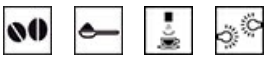
			
Display	White LCD on black background (2 lines)	Control knobs	Linea
No. of display languages	13	Illuminated control knobs	Yes
Display languages	IT, GB, FR, NL, SP, PT, SWE, RU, DE, CZ, DK, GR, PL	No. of buttons	8
Type of control setting	Control knobs / buttons	Button colour	Steel effect
No. of controls	2		

Programs / Functions

Coffee function (single)	
Coffee function (double)	
Pre-heat infuser function	Yes
Hot water function: for Tea or other drinks	
Ground coffee option	

Adjustable coffee intensity	
Variable coffee length	
Adjustable cappuccino foam	
Programmed automatic switch-on	
Automatic rinsing	
Automatic descaling	
Variable coffee temperature	
Adjustable coffee grinder	Yes
Water hardness	Yes
Lack of water signal	Yes

Technical Features



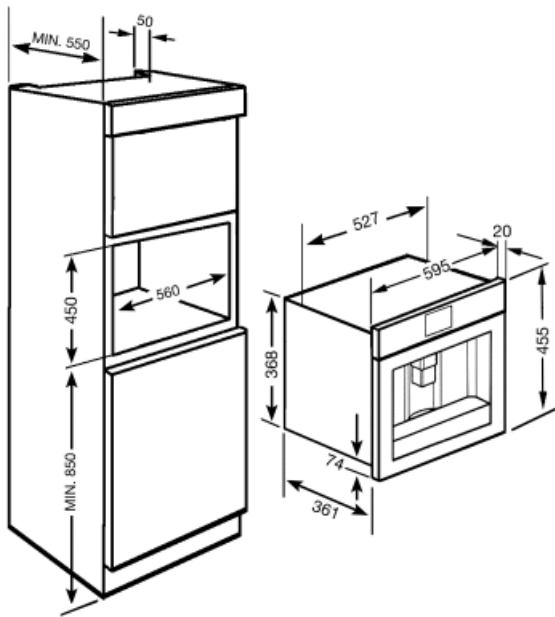
Coffee granules compartment	Yes	Drip tray	Yes
Ground coffee compartment	Yes	Pump pressure	15 bar
Removable water container	Yes	Water container capacity	1.80 l
Used coffee waste container	Yes (14 single, 7 double)	Coffee granule container capacity	220 g
Height-adjustable coffee spout	Yes	Lights	2
Steam dispenser	Yes		

Electrical Connection


















Nominal power	1350 W	Frequency (Hz)	50-60 Hz
Current	5.6 A	Power supply cable length	180 cm
Voltage (V)	220-240 V		

Logistic Information

Width (mm)	595 mm	Height (mm)	455 mm
Depth (mm)	415 mm		



Symbols glossary (TT)

 <p>Rinsing: There is an automatic rinsing with hot water when the coffee machine is switched on.</p>	 <p>Automatic switch on: It is possible to program automatic switch on of the machine to make it ready for use by the required time.</p>
 <p>Three levels adjustable coffee temperature to taste the coffee on the temperature desired.</p>	 <p>Semiprofessional steamer with a dedicated heating element to manage the steam outlet. Suitable for recipes such as hot chocolate, punch, bombardino, vin brulé.</p>
 <p>Types of coffee: You can prepare the following types of coffee: Ristretto-Corto (small portion) / Normale (medium portion) / Lungo (large portion)</p>	 <p>Types of coffee: You can prepare the following types of coffee: Ristretto-Corto (small portion) / Normale (medium portion) / Lungo (large portion)</p>
 <p>The double coffee function makes possible to prepare two espresso at the same time with just one infusion cycle.</p>	 <p>Coffee beans: You can use coffee beans in the coffee machine with the possibility to adjust the coarseness of grind.</p>
 <p>Descaling function: Is essential to remove excess deposits of limestone in the tank and allow the proper operation of the product. The need to perform this operation is signaled by the product itself.</p>	 <p>LCD display: to optimize performance and simplify the use of the appliance.</p>
 <p>Ground coffee: You can use ground coffee or coffee beans in the coffee machine with the possibility to adjust the coarseness of grind.</p>	 <p>Compact appliances with a height of 45 cm - perfect solution to meet the functional requirements of kitchen sets of small height. Available in several types and in different styles.</p>
 <p>Hot water: Coffee machine can make hot water for tea or other hot drinks</p>	 <p>5 levels adjustable coffee intensity. This function makes possible to adjust the quantity of beans grounded in any infusion cycle.</p>
 <p>Illuminated controls: are a safety device to alert the user that the appliance is on as well as being a stunning design feature.</p>	 <p>Side lights: Two opposing side lights increase visibility inside the oven.</p>
 <p>The milk froth is adjustable through the thermal carafe knob.</p>	